

Control valves, meters and accessories

| | |
|-----------------------------------|-----|
| Control valves | 127 |
| Grease | 127 |
| Fluid lubricants | 129 |
| Dispense meters | 130 |
| Fluid lubricant accessories | 132 |
| Inline and volume meters | 135 |
| Air and water controls | 137 |



High-pressure control valves



Fluid lubricant control valves



Preset dispense meters



Non-metered control valves



Mechanical dispense meters



Digital dispense meters



Inline lube meters



Digital dispense meters

Control valves – grease

Lincoln control valves, meters and accessories provide the durability and precision you need for your lubrication systems.

Model 740 heavy-duty high-pressure

- 7 500 psi (517 bar) maximum operating pressure
- Precision-machined, all steel handle, body and guard bracket provides durability and longevity
- Unique, precision control inlet check valve provides ease of handle operation even with increase in pressure
- Knurled handle for positive grip
- Handy trigger guard prevents pinching
- Reversible inlet check seat and hydraulic jaws provide double life
- Balanced design reduces user fatigue
- Lubricant inlet 1/4 in. NPT (f); outlet 1/8 in. NPT (f)
- Easily repaired for extended life

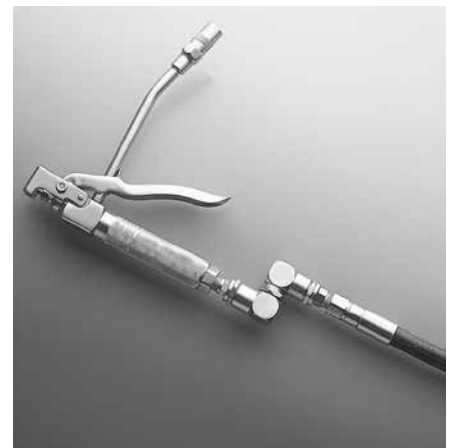
Model 3050 high-volume high-pressure

Same as 740 except with 3/8 in. NPT (f) lubricant inlet for use with Lincoln volume high-pressure swivels and hose.

Model 82157 repair parts kit

For control valves models 740 and 3050.

Model 740



High-pressure grease control valves

| Model | Description | Control valve | Thread size | Extension | Coupler |
|-------|----------------------------|---------------|-------------|------------|---------|
| | | | in. | | |
| 740 | Heavy-duty, high-pressure | 82393 | 1/4 NPT (f) | Rigid tube | 5845 |
| 3050 | High-volume, high-pressure | 81495 | 3/8 NPT (f) | Rigid tube | 5845 |

Model 85021 kit

Consists of model 740 control valve and model 81387 universal "z" swivel.

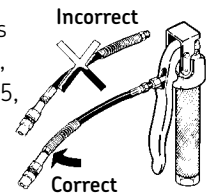
Model 82158 repair kit

Repair parts kit for model 81387 standard universal swivel.

WARNING!

Whip Hoses Models 3029, 3034, 5812, 5818, 5861, 81725, 81726, 81795

Install as shown.



WARNING!

For safe and proper use, always consult instructions accompanying product. See Safety Warning Information for appropriate warnings.

Model 82399



High-pressure swivels

| Model | Description | Thread size |
|--------|-------------|-----------------------------|
| | | in. |
| 81606* | Straight | 1/8 NPT (f) x 1/8 NPT (m) |
| 81703* | Straight | 1/8 NPT (m) x 1/8 NPT (m) |
| 82080 | Straight | 1/2 - 27 (m) x 1/2 - 27 (m) |
| 82399 | Straight | 1/2 - 27 (m) x 1/4 NPT (m) |
| 83938 | Straight | 1/4 NPT (m) x 1/4 NPT (m) |
| 81386 | 90° angle | 1/2 - 27 (m) x 1/8 NPT (m) |
| 81723 | 90° angle | 1/8 NPT (m) x 1/8 NPT (f) |
| 81974 | 90° angle | 1/2 - 27 (m) x 1/4 NPT (m) |
| 82251 | 90° angle | 1/8 NPT (m) x 1/8 NPT (m) |
| 81387 | Universal | 1/2 - 27 (m) x 1/4 NPT (m) |
| 82252 | Universal | 1/8 NPT (m) x 1/8 NPT (m) |
| 83594 | Universal | 1/4 NPT (m) x 1/4 NPT (m) |

* Whip hose only; maximum pressure 4 500 psi (310 bar)

Model 81974



Model 81387



Volume high-pressure swivels

| Model | Description | Thread size |
|-------|-------------|---------------------------|
| | | in. |
| 81728 | Straight | 1/2 NPT (m) x 3/8 NPT (m) |
| 82072 | Straight | 1/2 NPT (m) x 1/2 NPT (m) |
| 82087 | 90° angle | 1/2 NPT (m) x 1/2 NPT (m) |
| 81729 | Universal | 1/2 NPT (m) x 3/8 NPT (m) |
| 82073 | Universal | 1/2 NPT (m) x 1/2 NPT (m) |

WARNING!

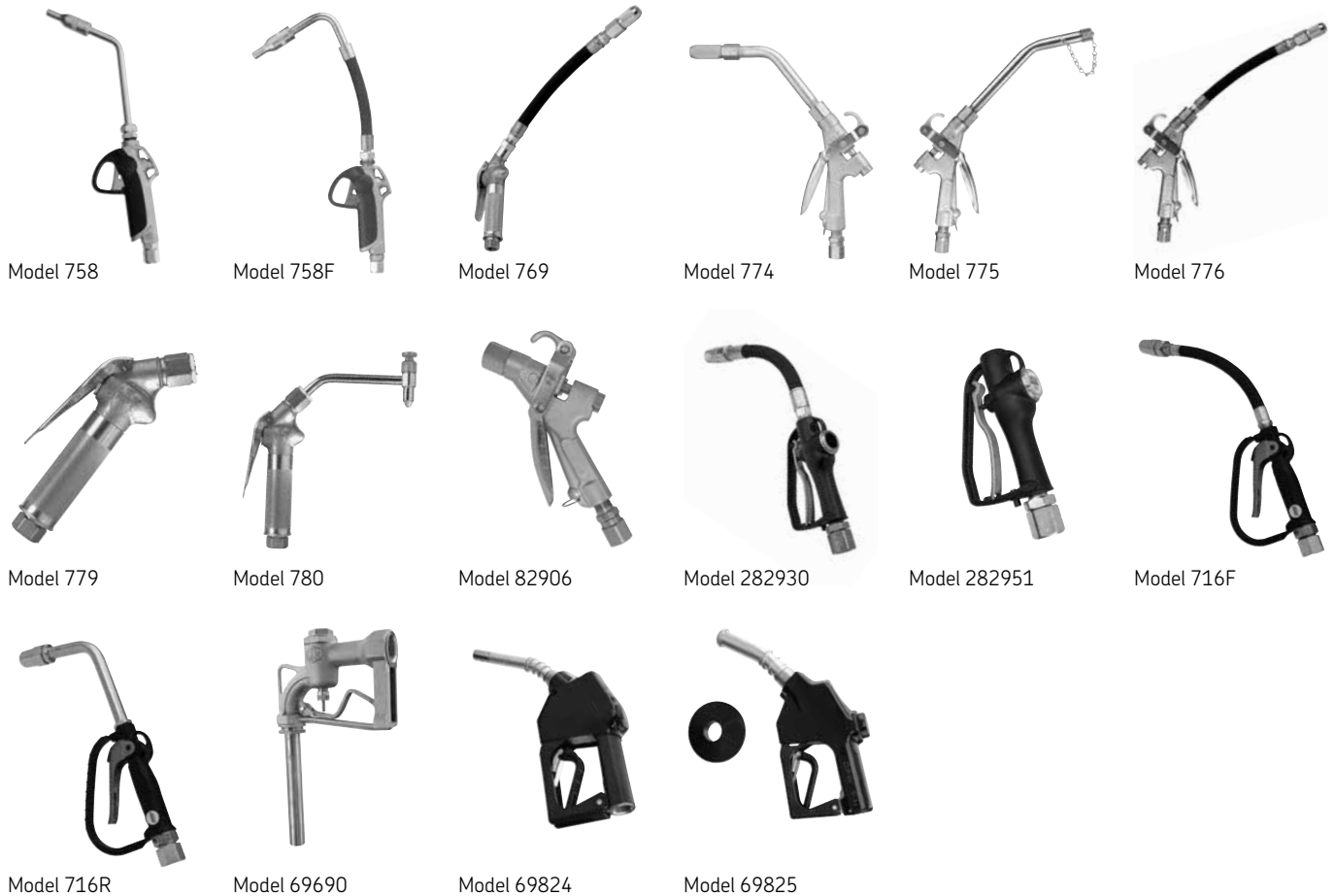
Material use: Lincoln swivels are to be used only to transport grease, oil and other lubricants and are designed only for these non-abrasive and noncorrosive purposes. Do not use with abrasive and corrosive materials such as sand-deadening materials which may contain limestone and mica particles. Transport of such materials causes rapid premature wear to critical swivel components and can cause failure of

swivel. Failure could expose the user to severe bodily injury, permanent disfigurement or death.

Installation and service: Tighten all fluid connections securely before using swivel. Never exceed 7500 psi maximum operating pressure. Never alter or modify any part of the swivel. Never attempt to repair or disassemble the swivel while the system is pressurized. Never stop or deflect leaks with hand or body.

Medical attention: get medical attention immediately if exposed to high pressure fluids. Tell the attending physician what was injected.

Control valves, meters and accessories – fluid lubricants



Non-metered control valves – fluid lubricants

Compatible fluids – engine oil, diesel oil, ATF and anti-freeze
 Models 69690, 69824 and 69825 compatible fluids – fuel

| Model | Inlet | Outlet | Extension Model | Type | Tip | Maximum pressure | | Free delivery | |
|---------------|----------------|----------------|-----------------|-----------------------|-----------------------------|------------------|-----|---------------|------------|
| | NPT (f) in. | NPT (f) in. | | | | psi | bar | gal./min. | liter/min. |
| 758 | 1/2 | 1/2 | 278078 | Rigid pipe | Auto with manual open/close | 1 000 | 69 | 7.5 | 28 |
| 758F | 1/2 | 1/2 | 278079 | Flex hose | Auto with manual open/close | 1 000 | 69 | 7.5 | 28 |
| 769 | 1/2 | 1/2 | 82642 | Flex hose | Manual | 1 000 | 69 | 5 | 19 |
| 774 | 1/2 | 1/2 | 273508 | Rigid pipe | Manual | 1 000 | 69 | 5 | 19 |
| 775 | 1/2 | 1/2 | 82932 | Rigid pipe | Cap | 1 000 | 69 | 5 | 19 |
| 776 | 1/2 | 1/2 | 82642 | Flex hose | Manual | 1 000 | 69 | 5 | 19 |
| 779 | 1/2 | 1/2 | – | – | – | 1 000 | 69 | 5 | 19 |
| 780 | 1/2 | 1/2 | 82070 | Rigid pipe | Manual | 1 000 | 69 | 5 | 19 |
| 82906 | 1/2 | 1/2 | – | – | – | 1 000 | 69 | 5 | 19 |
| 282930 | 3/4 | 3/4 | – | Flex hose | Manual | 1 500 | 103 | 15 | 57 |
| 282951 | 3/4 | 3/4 | – | – | – | 1 500 | 103 | 15 | 57 |
| 716F | 3/4 | 1/2 | 276281 | Flex hose | Auto with manual close | 1 500 | 103 | 12 | 45 |
| 716R | 3/4 | 1/2 | 276283 | Rigid pipe | Auto with manual close | 1 500 | 103 | 12 | 45 |
| 69690 | 1 1/4 | 1 1/4 | – | 9 in. Rigid pipe | – | 50 | 3,4 | – | – |
| 69824 | 3/4 | – | – | 1 3/16 in. O.D. rigid | SST tip | 50 | 3,4 | 17 | 64 |
| 69825 | 1 | – | – | 1 3/16 x 7 in. rigid | – | 50 | 3,4 | 60 | 227 |

Control valves, meters and accessories – dispense meters



Model 905



Model 905SF

Preset dispense meters – digital

Compatible fluids, model 905 – petroleum and synthetic-based oils and antifreeze
 Compatible fluids, model 905SF – antifreeze mixture, windshield wiper solution and brake fluid
 Graduation on all models – pints, quarts, liters, gallons

| Model | Inlet NPT (f) | Outlet NPT (f) | Extension Model | Type | Tip | Maximum pressure | | Free delivery | |
|--------------|------------------|-------------------|--------------------|------------|-----------------------------|---------------------|-----|---------------|------------|
| | | | | | | psi | bar | gal./min. | liter/min. |
| 905 | 1/2 | 1/2 | 272391 | Rigid | Auto with manual open/close | 1 000 | 69 | 5.0 | 19 |
| 905SF | 1/2 | 1/2 | 273862 | Flex, 90 ° | Auto with manual open/close | 1 000 | 69 | 5.0 | 19 |



Model 3866



Model 3867



Model 3868



Model 3942

Preset dispense meters – mechanical

Compatible fluids – petroleum and synthetic-based oils and antifreeze

| Model | Inlet NPT (f) | Outlet NPSI | Extension Model | Type | Tip | Maximum pressure | | Free delivery | | Graduation |
|-------------|------------------|----------------|--------------------|-------|-----------------------------|---------------------|-----|---------------|------------|----------------------|
| | | | | | | psi | bar | gal./min. | liter/min. | |
| 3866 | 1/2 | 1/2 | 93548 | Rigid | Auto with manual open/close | 1 000 | 69 | 4.0 | 15,14 | 16 quarts, 12 liters |
| 3867 | 1/2 | 1/2 | 93548 | Rigid | Auto with manual open/close | 1 000 | 69 | 4.0 | 15,14 | 60 quarts |
| 3868 | 1/2 | 1/2 | 93548 | Rigid | Auto with manual open/close | 1 000 | 69 | 4.0 | 15,14 | 60 gallons |
| 3942 | 1/2 | 1/2 | 93548 | Rigid | Auto with manual open/close | 1 000 | 69 | 4.0 | 15,14 | 60 liters |

Control valves, meters and accessories – dispense meters



Model 967



Model 980



Model 981



Model 982



Model 280690



Model 916EF



Model 916ER

Dispense meters – digital

Compatible fluids – petroleum and synthetic-based oils and antifreeze
 Graduation on all models – pints/quarts/liters/gallons

| Model | Inlet NPT (f) | Outlet NPT (f) | Extension Model | Type | Tip | Maximum pressure | | Free delivery | |
|--------|------------------|-------------------|--------------------|------------|-----------------------------|------------------|-------|---------------|------------|
| | | | | | | psi | bar | gal./min. | liter/min. |
| 947 | 1/2 | 1/2 | 85799 | Rigid | Auto | 1 500 | 103,4 | 4.0 | 15,14 |
| 967 | 1/2 | 1/2 | 82258 | Flex | Auto with manual open/close | 1 500 | 103,4 | 4.0 | 15,14 |
| 980 | 1/2 | 1/2 | 282843 | Flex/90 ° | Manual | 1 500 | 103,4 | 10.0 | 37,85 |
| 981 | 1/2 | 1/2 | 282842 | Rigid/30 ° | Auto | 1 500 | 103,4 | 10.0 | 37,85 |
| 982* | 1/2 | 1/2 | 82258 | Flex | Auto with manual open/close | 1 500 | 103,4 | 10.0 | 37,85 |
| 280690 | 3/4 | 1/2 | 276281 | Flexible | Auto with manual close | 1 500 | 103,4 | 15.0 | 56,78 |
| 916EF | 3/4 | 1/2 | 276281 | Flex | Auto with manual close | 1 500 | 103,4 | 12.0 | 45,42 |
| 916ER | 3/4 | 1/2 | 276283 | Rigid | Auto with manual close | 1 500 | 103,4 | 12.0 | 45,42 |

***⚠️WARNING** California Proposition 65: Cancer and reproductive harm. www.P65Warnings.ca.gov

Control valves, meters and accessories – dispense meters



Model 867



Model 876



Model 877



Model 878



Model 881



Model 883



Model 899



Model 68410

Dispense meters – mechanical

Compatible fluids – petroleum and synthetic-based oils and antifreeze.

| Model | Inlet | Outlet | Extension Model | Type | Tip | Maximum pressure | | Free delivery | | Graduation |
|--------------|---------|---------|--------------------------|-----------------------|--------------------------------|---------------------|-----|---------------|------------|------------|
| | NPT (f) | NPT (f) | | | | psi | bar | gal./min. | liter/min. | |
| | in. | in. | | | | | | | | |
| 867 | 1/2 | 1/2 | 245993 | 10 in. flex -1/4 in. | Auto with manual open/close | 1 000 | 69 | 4.0 | 15,14 | 16 gallons |
| 876 | 1/2 | 1/2 | 261484 | 4 in. rigid - 1/2 in. | Auto with manual open/close | 1 000 | 69 | 4.0 | 15,14 | 16 quarts |
| 877 | 1/2 | 1/2 | 242749 (nozzle) 82258 | 10 in. flex -1/4 in. | Auto with manual open/close | 1 000 | 69 | 4.0 | 15,14 | 16 quarts |
| 878 | 1/2 | 1/2 | 273862 | Flex/90 ° | Manual | 1 000 | 69 | 4.0 | 15,14 | 8 pints |
| 881 | 1/2 | 1/2 | 272391 | Flex/90 ° | Manual | 1 000 | 69 | 4.0 | 15,14 | 10 liter |
| 883 | 1/2 | 1/2 | – | 20 in. flex -1/4 in. | Auto with manual open/close | 1 000 | 69 | 4.0 | 15,14 | 16 quarts |
| 899 | 1/2 | 1/2 | 82258 | 10 in. flex -1/4 in. | Auto with manual open/close | 1 000 | 69 | 4.0 | 15,14 | 10 liter |
| 68410 | 1/2 | 1/2 | – | – | – | 1 000 | 69 | 4.0 | 15,14 | 16 quarts |

Control valves, meters and accessories – fluid lubricant accessories



Model 82070



Model 82258



Model 82642



Model 82932



Model 93548



Model 278079



Model 278078



Model 272391



Model 273862



Model 276280



Model 276281



Model 276282



Model 276283



Model 276310



Model 282842



Model 282843

Extensions

| Model | Inlet NPT | Extension Type | Tip |
|--------|-----------|---------------------|-----------------------------|
| | in. | | |
| 82070 | 1/2 | Rigid pipe | Manual |
| 82258 | 1/2 | Flex hose | Auto |
| 82642 | 1/2 | Flex hose | Manual |
| 82932 | 1/2 | Rigid pipe | Cap |
| 93548 | 1/2 | Rigid – 1/2 in. | Auto with manual open/close |
| 278079 | 1/2 | Flex hose | Auto with manual open/close |
| 278078 | 1/2 | Rigid pipe | Auto with manual open/close |
| 272391 | 1/2 | Rigid – 1/4 in. | Auto with manual open/close |
| 273508 | 1/2 | Rigid pipe | Manual |
| 273862 | 1/2 | Flex/90 ° | Auto with manual open/close |
| 276280 | 1/2 | Flex hose | Auto |
| 276281 | 1/2 | Flex hose | Auto with manual close |
| 276282 | 1/2 | Rigid pipe | Auto |
| 276283 | 1/2 | Rigid pipe | Auto with manual close |
| 276310 | 1/2 | 90 ° flex extension | Auto |
| 282842 | 1/2 | Rigid/30 ° | Auto |
| 282843 | 1/2 | Flex/90 ° | Manual |

Control valves, meters and accessories – fluid lubricant accessories



Model 84799



Model 85799



Model 93547



Model 277814



Model 261484



Model 242749




Model 280432



Model 13001

Tips and accessories

| Model | Description | Thread size |
|--------|-----------------------------------------------------------------------------|-------------|
| | | in. |
| 84799 | Semi-automatic non-drip nozzle assembly | 1/4 |
| 85799 | Semi-automatic non-drip nozzle assembly with 4 in. (102 mm) rigid extension | 1/2 |
| 93547 | Semi-automatic non-drip nozzle assembly | 1/4 |
| 277814 | Non-drip nozzle assembly | 1/2 |
| 261484 | Automatic non-drip nozzle assembly | 1/2 |
| 242749 | 4 in. (102 mm) pipe extension | 1/2 |
| 280433 | 12 in. (305 mm) flexible delivery hose | 1/2 |
| 280432 | Semi-automatic non-drip nozzle assembly | 1/2 |
| 13001 | 3/4 in. NPTF female to 1/2 in. NPTF male bushing adapter | – |



Colored swivel guards

Attach these flexible swivel guards to separate meters to differentiate between fluids. Available in red (model 260374), black (model 260375), blue (model 260376), yellow (model 260377) and green (model 260378).



Meter accessories

Model 90464 swivel

Straight oil meter swivel, 1/2 in. NPT (m) x 1/2 in. NPT (f). Maximum working pressure: 1 000 psi (69 bar).

Control valves, meters and accessories – inline and volume



Model 814



Model 817



Model 870



Model 871



Model 873



Model 961



Model 962



Model 963



Model 964



Model 2873




Model 236595

Inline lube meters

| Model | Description | Total | Maximum pressure | | Flowrate | | Graduation | Compatible fluids |
|--------|-----------------------------------|--------------|------------------|------|-------------|------------|-------------|------------------------------------------------------------|
| | | | psi | bar | gal./min. | liter/min. | | |
| 814 | Digital – quarts, gallons, liters | 99999.9 | 1 000 | 70 | 0.26 to 8 | 1 to 30 | 0.01 | Engine oil, diesel oil, ATF and anti-freeze |
| 817 | Digital – quarts, gallons, liters | 99999.9 | 1 500 | 103 | 0.8 to 21.1 | 3 to 80 | 0.01 | Engine oil, diesel oil, ATF and anti-freeze |
| 870 | Pints totalizer | 8 pint | 1 000 | 70 | 0.4 to 4 | 1.5 to 15 | 1/4 pint | Engine oil, diesel oil, ATF and anti-freeze |
| 871 | Quarts totalizer | 4 quart | 1 000 | 70 | 0.4 to 4 | 1.5 to 15 | 1/4 quart | Engine oil, diesel oil, ATF and anti-freeze |
| 873 | Liters totalizer | 10 liter | 1 000 | 70 | 0.4 to 4 | 1.5 to 15 | 1/10 liter | Engine oil, diesel oil, ATF and anti-freeze |
| 961 | High volume in gallons | 999.9 gallon | 50 | 3,45 | 6 to 38 | 23 to 144 | 1/10 gallon | Gasoline, diesel fuel, and light weight petroleum products |
| 962 | High volume in gallons | 999.9 gallon | 1 000 | 70 | 4 to 40 | 15 to 151 | 1/10 gallon | Oils and ATFs up to SAE 40 weight |
| 963 | High volume in liter | 999.9 liter | 1 000 | 70 | 4 to 30 | 15 to 115 | 1/10 liter | Oils and ATFs up to SAE 40 weight |
| 964 | High volume in liter | 999.9 liter | 50 | 3,45 | 6 to 38 | 22 to 144 | 1/10 liter | Gasoline, diesel fuel, and light weight petroleum products |
| 2873 | Liters dial | 4 liter | 1 000 | 70 | 0.4 to 4 | 1.5 to 15 | 1/10 liter | Engine oil, diesel oil, ATF and anti-freeze |
| 236595 | Pints dial | 8 pint | 1 000 | 70 | 0.4 to 4 | 1.5 to 15 | 1/4 pint | Engine oil, diesel oil, ATF and anti-freeze |

All meter models totalizing, except models 2873 and 236595

Control valves, meters and accessories – inline and volume



Pulse output meters

85544: Compatible fluids – motor oils (SAE 5-50), gear oils (SAE 80-240), automatic transmission fluid, antifreeze (ethylene glycol)
 85545: Compatible fluids – windshield wiper fluid and engine coolant
 277539: Compatible fluids – DEF
 284194: Compatible fluids – engine oil, diesel oil, automatic transmission fluid (maximum viscosity SAE 140), ethylene glycol based anti-freeze / anti-boil mixture (max. 50% water)
 84458, 84459, 84460: Compatible fluids – engine oil, diesel oil, ATF, and anti-freeze

| Model | Description | Pulse rate | Maximum pressure | | Flowrate | | Port NPT in. |
|---------------|-----------------------|------------------------------------------------|------------------|-----|-------------|------------|-----------------|
| | | | psi | bar | gal./min. | liter/min. | |
| 85544 | 1/2 in. pulse meter | 95 pulses/quart | 1 500 | 103 | 0.25 to 8 | 0,9 to 30 | 1/2 |
| 85545 | 1/2 in. pulse meter | 95 pulses/quart | 1 500 | 103 | 0.25 to 8 | 0,9 to 30 | 1/2 |
| 277539 | 1/2 in. DEF meter | 95 pulses/quart | 145 | 10 | 0.25 to 8 | 0,9 to 30 | 1/2 BSPP |
| 284194 | 3/4 in. pulse meter | 206.5 pulses/gallon | 1 500 | 103 | 0.8 to 21.1 | 3 to 80 | 3/4 |
| 279147 | 1 in. pulse meter | 136.3 pulses/gallon <i>36 pulses/liter</i> | 2 000 | 138 | 1.6 to 32 | 6 to 120 | 1 |
| 279149 | 1 1/2 in. pulse meter | 54.9 pulses/gallon <i>14,5 pulses/liter</i> | 1 200 | 83 | 2.64 to 66 | 10 to 250 | 1 1/2 |
| 279150 | 2 in. pulse meter | 25.3 pulses/gallon <i>6,7 pulses/liter</i> | 1 000 | 70 | 4 to 130 | 15 to 500 | 2 |
| 84458 | 1/2 in. quarts meter | 1/10 graduation/quart | 1 000 | 70 | 4.5 | 17 | 1/2 |
| 84459 | 1/2 in. gallon meter | 1/10 graduation/gallon | 1 000 | 70 | 4.5 | 17 | 1/2 |
| 84460 | 1/2 in. liter meter | 1/10 graduation/liter | 1 000 | 70 | 4.5 | 17 | 1/2 |

Air and water controls

Blow guns

Model 840*

- Handy thumb-button design provides ease of operation
- Brass stem and synthetic packaging for service life
- Addition of air nipple permits quick connect or disconnect
- 1/4 in. NPT (f) inlet; 7/64 in. outlet diameter

Model 950*

- Same as model 840, except with air restricter
- Nozzle inlet maximum pressure 30 psi (2,1 bar) complies with Federal Safety Regulation 50-204.8 and OSHA 1910 242.B

Model 960*

- Light-weight cast aluminum pistol grip
- 1/4 in. NPT (f) inlet; 7/64 in. outlet diameter; height 5 3/4 in. (146 mm)
- Nozzle inlet maximum pressure 30 psi (2,1 bar) complies with Federal Safety Regulation 50-204.8 and OSHA 1910 242.B

Model 940*

- Same as model 960 less air restricter
- When used for large cleaning requirement or chip cleaning, regulated air pressure must not exceed federal recommended maximum

Model 5980*

- Thumb control provides comfort and ease of operation
- 1/4 in. NPT (f) inlet; 1/8 in. NPT (f) outlet

Air/water accessories

| Model | Description | Style |
|--------|------------------------|--------------------------------|
| | in. | |
| 815 | 1/4 (f) air coupler | Lincoln "long stem" |
| 845* | 3/4 - 1 1/2 AN inlet | Connects to standard lawn hose |
| 846* | 1/4 (f) water bibbcock | Low-pressure water |
| 11659 | 1/4 (m) air nipple | Lincoln "long stem" |
| 66951* | 1/4 (f) tire chuck | Standard tire chuck |

*⚠️WARNING California Proposition 65: Cancer and reproductive harm. www.P65Warnings.ca.gov

Air and water accessories


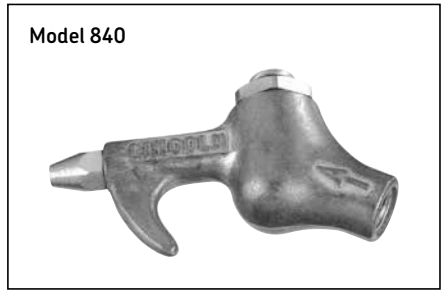
Model 846 water bibbcock

For attaching to water service hose.

- 1/4 in. NPT (f) inlet
- Thumb-action trigger. Built-in strainer filters out contaminants.

Model 845 water bibbcock

Same as model 846 except 3/4 - 1 1/2 in. AN inlet connects to standard lawn hose.



***⚠️WARNING**
California Proposition 65:
Cancer and reproductive harm
www.P65Warnings.ca.gov