

Air Couplers/Nipples

Air Couplers and Nipples



815 1/4" (f)



11659 1/4" (m) 11660 1/8" (m)




11661 1/4" (f)



13329 1/4" (f)



13331 1/4" (f)



5874 3/8" (f)



5875 3/8" (m)



5876 3/8" (f)



815 Cut-away

Coupler and nipple can be joined without user pulling back on sleeve. A true quick-connect design!

Lincoln air couplers provide split-second coupling of grease guns, impact wrenches, paint sprayers and other air-operated equipment. Air flow products from Lincoln have the features and durability you demand for your business.

- Positive action locking mechanism so coupler cannot be detached accidentally.
- Extra large air passage insures greater air flow.
- Automatic air check valve shuts off air instantly when uncoupled, providing leak-proof seal.
- Corrosion-resistant steel plug and stainless steel check and check spring for long service life.
- Free swiveling action prevents curling or kinking of air hose.

Lincoln-Style Couplers & Nipples for 1/4" ID

Models 815, 11659, 11660, 11661

250 psi maximum operating pressure. Extra-long stem of nipple and coupler body assures long service life, easy connections under severe operating conditions. Maximum air flow 52 scfm at 100 psi. 815 Length 2 1/2" (65mm); diameter 1 1/16" (37mm); weight 4 1/2" ounces (126g).

NOTE: 11659 is available non-packaged for bulk orders as 238394.

ARO-Style Couplers & Nipples for 1/4" ID


Models 5862, 13329, 13331

Fits ARO style nipples for 1/4" ID hose. 300 psi maximum operating pressure. 1/4" (f) NPT inlet. Maximum airflow 38 scfm at 100 psi. Length 2"; diameter 1 1/8"; weight 4 ounces.

Universal Coupler

Model 5862

Fits all Automotive/Tru-Flate, ARO, and Industrial/Milton-style nipples for 1/4" ID hose 300 psi maximum operating pressure. 1/4" (f) NPT inlet. Maximum airflow 38 scfm at 100 psi. Length 2"; diameter 1 1/8"; weight 4 ounces. Coupler and nipple can be joined without user pulling back on sleeve. A true quick-connect design!



5862


Automotive/Tru-Flate-Style Couplers & Nipples for 3/8" ID

Models 5874, 5875, 5876

300 psi maximum operating pressure. Maximum air flow 100 scfm at 100 psi. Length 3 9/8"; diameter 1"; weight 4.8 ounces.

Air Couplers/Nipples

Air Couplers and Nipples



632004 1/4" (f)



630104 1/4" (m)




630204 1/4" (f)

Industrial/Milton-Style Couplers & Nipples for 1/4" ID (63 Series)

Models 632004, 630104, 630204

Maximum operating pressure 250 psi (17 bar). Maximum air flow 45 scfm at 100 psi. Length 1 3/4" (44mm); diameter 1 1/8" (29mm); weight 3 ounces (84g).



642006 3/8" (f)



640104 1/4" (m)



640204 1/4" (f)

Industrial-Style Couplers & Nipples for 3/8" ID (64 Series)

Models 642006, 640104, 640204, 640106, 640206

Maximum operating pressure 250 psi. Maximum air flow 108 scfm at 100 psi. Length 2 1/16" (52mm); diameter 1 5/16" (49mm); weight 6 ounces (168g).



652008 1/2" (f)



650108 1/2" (m)



650208 1/2" (f)

Industrial-Style Couplers & Nipples for 1/2" ID (65 Series)

Models 652008, 650108, 650208

Maximum operating pressure 200 psi (14 bar). Maximum air flow 176 scfm at 100 psi. Length 3 9/4" (70mm); diameter 1 1/2" (38mm); weight 9 ounces (252g).

KEY

xx	x	x	xx
Series	O = nipple 2 = coupler	1 = male 2 = Female	thread size IN 1/16"



939



5983

Air-Operated Sprayers

Model 939

- Adjustable suction control varies fluid volume as needed.
- Strainer assembly in suction hose keeps out contaminants while assuring uninterrupted flow of fluid.
- 6' vinyl suction hose permits use with most any container from gallon jug to 400 lb. drum.
- Convenient addition of air coupler nipple permits quick coupling to any air hose.
- Rust and corrosion resistant—pistol grip handle includes brass stem and synthetic packing.
- Use with solvents or detergent solutions. Compatible with vinyl, aluminum and carbon steel.
- Standard air inlet 1/4" NPT(f).
- Powerful spray. Maximum operating pressure 200 psi.

Model 5983

- Use with solvents or detergent solutions.
- 1/4" NPT(f) inlet.
- Maximum operating pressure 150 psi.

Tire Accessories

Model 80423 Tire Inflator

- 12" hose extension provides extra reach capacity.
- Tapered chuck nut allows inflator to fit wheel covers on cars and light trucks.
- Dual chuck permits use of gauge on trucks with dual tires.
- Includes 11659 nipple for use with 815 coupler. 200 psi maximum inlet pressure. 0-120 psi scale in 2 psi graduations.



80423

Model 66951 Air Chuck

For inflating tire. 1/4" NPT(f) inlet.



66951

Self-Coiling Air Hose

Model 84606

- Tough abrasive resistant material provides long service life.
- Coiled spring guards prevent kinking.
- 1/4" I.D. x 25' long—extra length for those hard to reach places.
- Working pressures up to 200 psi.
1/4" NPT(m) fittings each end.

Note: Blow guns on page 61.



84606