

Accessories



84945

Model 84945 Suction Kit

For transfer of product from drums, bulk tanks or reservoirs. Includes bung bushing suction tube, hose and coupling assembly.

Low-Level Cutoffs

Automatically shuts off flow of oil; keeps air out of the pump when tank or drum level is low. Recommended when dispensing oil through metering devices to conform with standards of the National Conference of Weights and Measures.

- Model 82439 for 1½" NPT suction tubes
- Model 84946 for 1" NPT suction tubes



82439

Model 275413 Wall Mount Bracket

Wall mount bracket for PMV pumps.

Thermal Pressure Relief Valve

Model 282876

Protect lube system components from high-pressure spikes caused by temperature change in a closed fluid network.

Model No.	Application	Pre-Set Relief Pressure	Port Size
282876	Piston Pumps	1000 psi / 68 bar	½" NPT

Model 85840 Runaway Control and Pump Protection

Stops pumps when they lose prime and start to accelerate towards damaging speeds.

Modular Air Line Equipment Accessories—Lockout Valve

Install in-line or modular with other AirCare products to help conform to OSHA Lockout Regulations. In the closed position, valves block inlet air flow and exhaust downstream air.

Model No.	For Modular Use with	For In-Line Use with	Max. Air Supply psi / bar	Operating Temp. Range
247771	¾" Modular	¾"	250 / 17	0°F to 150°F -20°C to 65°C

Integrated/Modular Filter/Regulator with Gauge

Can be used with other AirCare Modular Components.

Model No.	Maximum Air Supply	Operating Temp. Range	Element Particle Size	Outlet Press. Adj. Range
602136	250 psi 17 bar	0°F to 150°F -18°C to 65°C	40 m	5 to 150 psi 0.3 to 10 bar

Model No.	Drain Type	Port Size PTF	Dimensions-in./mm				Weight lbs./kg
			A	B	C	D	
602136	Manual	¾"	5.27 134	2.89 73	1.98 50	3.29 83	1.2 0.5



275413




282876



85840



247771



602136

Accessories



84780

85825




85824

273299




83115

82989



85826

85827



778

66084

Follower Plates

Recommended when pumping viscous lubricants that will not seek their own level.

Model 84780

For use with 120 lb. containers for 1", 1¼", 1½", 1½", 2½" diameter pump tubes. Used with Series 20 and 40 air-operated grease pumps.

Model 85825

Deluxe pressed steel follower plate for 400 lb. drums includes a seal in the hub to prevent channeling of grease past the pump tube.

Model 85824 Bung Bushing

Screws in bung opening of 55 gal. drums and custom-built tanks to secure PMV pumps. Plated to resist rust. Threaded 2" NPT(m).

Model 85826 Drum Cover for 120 lb. Drum

For mounting PMV pumps on open 120 lb./16 gal. drums.

Model 85827 Drum Cover for 400 lb. Drum

For mounting PMV pumps on open 400 lb./55 gal. drums.

Model 83115 Lube Truck Drum Cover Tie Rod Assembly for 400 lb. Drum

Secures PMV pump and 400 lb./55 gal. drum to lube truck deck.

Model 82989 Lube Truck Drum Cover Tie Rod Assembly for 120 lb. Drum

Secures PMV pump and 120 lb./16 gal. drum to lube truck deck.

Model 273299 Air Inlet Hose

¾" ID x 5" air hose

Shut-Off Valves

Needle-Type Valves for Chassis Grease

Model No.	Thread	Description
778	¼" NPT(f)	High Pressure

Quarter-Turn Valves

Medium Pressure

Model No.	Inlet/Outlet	Maximum Working Pressure
66084	½" NPT(f)	600 psi / 52 bar